



MEHTA SANGHVI & COMPANY

Welding for Building Nation

MUMBAI | PUNE | GUJARAT | KOLKATA

Established in 1968



DEALER / DISTRIBUTOR OF

**METAL CUTTING | BEVELING | WELDING | ACCESSORIES
SAFETY PRODUCTS | SURFACE TREATMENT CHEMICALS |
WELDING CONSUMABLES**



MEHTA SANGHVI & COMPANY

Welding for Building Nation

With over 50 years of experience,

“MEHTA SANGHVI & CO”

has emerged as the top/ go-to solution-providers for the daily challenges in the areas of cutting, bevelling, welding machine equipments & accessories & industrial safety equipments. We currently operate out of Mumbai, Kolkata, Gujarat & Pune.

We at Mehta Sanghvi & Co. understand the pulse of the Indian metal working industry & our comprehensive product range is tailor made to meet the industry's requirements.

We are market & technology leaders in welding & cutting machines & accessories for industrial manufacturing.

We mainly represent European, American, Australian & Chinese companies.

We have a well-qualified & trained team of sales & service engineers who provide commissioning, after-sales service, training & consultancy customized as per the client's requirements.

With individual consultation by our application technicians and welding engineers, we make sure that our customers master the most demanding metal-working challenges

We have state-of-the art in-house testing & demonstration facilities at our Mumbai office. We aspire to take manufacturing technology to the next level – & that translates into making it cost-efficient, accurate, future-proof & safe



Automatic Plates & Pipes Fiber Laser Cutting Machine

Specially used for cutting **0.5-20mm** carbon steel plates, **0.5-12mm** stainless steel plates, galvanized steel plates, electrolytic zinccoated steel sheets, **0.5-10mm** aluminum, **0.5-6mm** brass and various thin metal materials.

CNC Oxyfuel & Plasma Profile Cutting Machine

Industrial grade cnc controller with high speed DSP.
USB port for program transfer




Coupling with Vesta CNC Plasma

The Hypertherm Powermax 65 hand plasma cutting system is a 3 phase 400v CE model with built-in technology including Smart Sense that automatically selects the correct pressure and Spring Start for consistent starting and torch reliability.



CG1-30K Straight high speed plasma cutting machine cutter

CG1-30K" flame cutter is one of main products of our company. It is designed well and beautiful. We adopt many advices of customers and hold technical seminars. Then, we do technical innovations and optimizations for it. This machine adopts new material, which improves the serviceability, durability and heat-insulating property.



Oxy-Fuel Manual Pipe Cutting and Beveling Machine - CG2-11G

Oxy-Fuel Manual Pipe Cutting and Beveling Machine - CG2-11G CG2-11G hand pipe cutter is an economic and practical cutter. It has four parallel roller wheels. It uses chains to enwind the pipe to lock the machine. You can operate it to cut big steel pipes by hand. The machine has many features, such as: unique structure, easy operation, convenient maintenance and repair, few non-cutting time and high reliability. It suits for cutting outdoor without a power source. The machine has a bearing of chain wheel, which can slide along two axes to tighten or release chain. The driving chain adopts double joint structure to connect in line. You can increase or decrease the chain length easily according to the diameter of the pipe.



MSC Pug Cutting Machine

It Moves on its Own Track for Straight Line Cutting & Performs Circle Cutting with the Help of Circle Cutting Attachment & Compatible with the standard torch

MEHTA SANGHVI & COMPANY

Nozzle Mix Cutting Torches NM 250

MSC MAKE CUTTING, BEVELLING, WELDING EQUIPMENTS

Cutters are engineered from solid brass stampings with silver soldered joints and provide a lightweight, well balanced, durable cutter giving reliability. With rear mounted valves and cutting lever and round handle. Cutter employs the nozzle mix principle, in which the combustible gas mixing is confined to the cutting nozzle. This results in a cutter which is highly resistant to backfire and flashback. A wide range of accessories are available for this cutter, such as attachments for heating, gouging, sheet metal nozzles, circle attachments, spade guide, power attachments, etc., to give maximum possible versatility. GCE BUTBRO torches and nozzles conform to BS EN ISO 5172.



ORBITAL TUBE CUTTING SAW

GF 4, GF 6 (AVM/MVM) Pipe cutting and beveling machines

The pipe saw for precise cutting in seconds. For more than 50 years installation manufacturers have been relying on the standard set by Orbitalum in industrial pipe end preparation: From the chemical industry, biotechnology industry, pharmaceutical industry, food processing and beverage industry to energy plant engineering and shipbuilding.



GFX 3.0 Pipe cutting and beveling machines

Our GFX series is the ideal solution for cutting of thin-walled tubes. The rugged design for a long product life makes the saws especially economical. Furthermore, the long tool lives thereby increase the productivity.



PS 4.5 Plus Portable pipe saw

This tube saw convinces not only with its burr-free, right-angled and deformation-free cutting results, but also with its low weight. At the same time its problem-free and simple usage as well as its unbeatable price are the prime factors among its users.



PLATE BEVELING MACHINE

ART. 900

Improve work quality. With the use of its machines fumes, gases and dust, which are damaging to the health of operators and working environment, are eliminated and it is not necessary to adopt protective barriers, fume or dust extractors.

The low noise of the machines during processing helps to lower noise pollution. Unlike grinding dust, the shavings produced by the process are ecological and easy to dispose of.



ART. 900 BIG PLUS

Faster machining and longer insert life is the benchmark of this machine. This rigid and durable unit has the highest cutter motor power at 5.5 kW. The four feeding wheels and machine design make this one of the most rigid machines on the market.

ART. 920 J BEVEL

Automatic mechanical Plate beveling machine suitable for J groove beveling of plates for carbon steel, stainless steel, cast iron, aluminium, low and high alloy steels, titanium, Hardox / Weldom / Armored steels & super duplex steel plates earth moving equipment / Medium & heavy structural fabrication / Oil & gas industry / Infrastructure fabrication.



PIPE AND TUBE BEVELING MACHINE

MiniLathe Machine for Beveling Tubes, With Gears

Powerful machine with powerful 2.2kW (3 HP) motor, gearbox and innovative locking system. One mandrel covers entire tool range.



MiniMill 101 Facing, Bevelling, Weld Removal Machine

Highly powerful, portable weld end preparation lathe designed for various tubes and pipes including stainless steel.

MINITA SANGIWI & COMPANY
Welding for Building Nation
MSC: PIPE CUTTING, BEVELLING, WELDING EQUIPMENTS

PanelMill PF OD Mounted Beveler With Positive Feed

Positive feed bevelling machine, highly recommended for tube end facing, bevelling and membrane milling in waterwall panels.



WELDING MACHINERY (ROBOTIC)

CoWelder Your new welding assistant is a robot

This automated welding solution is an affordable and ideal first step into welding automation. It is perfect for welding simple workpieces, no matter the quantity and frequency. CoWelder ensures maximum flexibility, easy programming and consistently high welding quality.



Sigma Select ROBO Built to meet the future

Through years of experience and innovation, Sigma Select ROBO is designed for welding in a league of its own. It makes the most complex welding tasks seem easy, and it makes you capable of producing welds of the highest quality in every material - from mild steel to special alloys.

WELDING MACHINERY (MANUAL MIG WELDING MACHINE)

Sigma Select Built to meet the future

Through years of experience and innovation, Sigma Select is designed for welding in a league of its own. It makes the most complex welding tasks seem easy, and it makes you capable of producing welds of the highest quality in every material – from mild steel to special alloys.



Sigma One One purpose. Weld.

A robust MIG/MAG inverter welding machine. Designed for light and heavy use in manufacturing companies of all sizes. Powerful, simple and reliable.

WELDING MACHINERY (TIG WELDING)

Focus TIG Excellent single-phase TIG and MMA inverter welding machine

Focus TIG is a reliable single-phase welding machine designed for complex welding operations in the field. You can use it for welding in mild steel, stainless steel and aluminium. There are three different Focus TIG power sources to choose between.



Pi TIG

Detail-oriented, robust and reliable

A high-performance inverter welding machine for the most demanding TIG welding assignments. It is robust, reliable and delivers a stable arc for a perfect finish.



Pi Plasma

The Pi 350 Plasma is a high-performance water-cooled welding inverter dedicated to plasma welding in automated welding processes in the current range 5-350 A.

Pi MMA

Three-phase, high-performance MMA welding machines for advanced MMA welding jobs, also with cellulose electrodes.



MIG & ARC WELDING MACHINE



Auto MIG 250XE



Mig Scout 350/500



**Arc Welding:
Scout 400E**



Migacut 40/70/100

WELDING MACHINERY (METARC)

Co2 Metarc, Mig/MAG Welding outfit Diode-based.



Metarc MIG 300 GF/350 GF/500 GF / Inverter Welding Machine

Metarc Tig 200/250/400/315/500 AC/DC Welding Machine



Metarc ARC 400I2-500IJ-630I



SAW Trolley

STUD WELDING MACHINES

Portable and powerful Stud Welding Machine


Stud welding machines are portable heating devices that are used in a variety of industries as powerful welding equipment. Stud welding machines are extensively used in the manufacturing industry.



Leading Coarse Threaded Stud and stud welding guns.



SPOT WELDING



BUTT WELDING




ORBITAL TIG WELDING

Smart Welder Power Source 180SW

This intelligent power source combines the orbital welding process with state-of-the-art information and communication technology and ensures the best welding results, high efficiency and sustainable quality management.



ORBIWELD 115S: Enclosed orbital weld head



The ORBIWELD "S" series from Orbitalum convinces by its extremely narrow design and high durability by its efficient integrated liquid cooling system.


Tube to Tube sheet weld head P16

The further developed P16 EVO series combines the economy and reliability of its predecessor with simplified handling and extended functionality: highest weld seam quality - reproducible thousands of times.



HX 16P - enclosed orbital welding head

"HX" stands for "heat exchanger" and for the welding of pre-mounted elbows in tight pipe bundles of heat exchangers into a pipe coil. There is no other solution as effective as this one in the world!




PURGING WELDING ACCESSORIES



SC Profi Single



SC Profi



**SC Profi
Flange-cone**



**Purge
Plugs**



**WS Argon
Chamber**



Purge Toolkit



WS & WS Plus



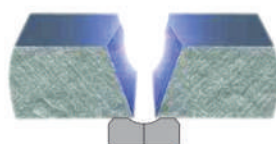
SS Gas Drags

Fiberglass weld backing tape

This welding tape is composed of two adhesive areas around the outside edges with a center fiberglass strip, heat resistant up to 1,022°F (550°C) and withstanding applications up to 600 amps.




Cerback backing strip



← FROM THIS

TO THIS →



TUNGSTEN GRINDER



ESG Plus/Plus² - Electrode Grinder

The best solution for a precise and fast preparation of tungsten electrodes. The perfect hand-held grinder for cutting, grinding and planing electrodes which are used in WIG/TIG welding machines.

Dry sander

The Inelco Neutrix is a portable Tungsten grinder that is both environmentally friendly and able to grind quality points on Tungsten electrodes for TIG and plasma welding.



MEHTA SANGHVI & COMPANY
Welding for Building Nation
MSC MAKE CUTTING, BEVELLING, WELDING EQUIPMENTS



Tip trimmer

Tip Trimmer is a patented combi-machine for wet grinding and cutting of wolfram electrodes.

TUNGSTEN ELECTRODES



TIG TORCHES AND SPARES



GC - Gas Cool



Torch Head - GC



Spares - WG


CERAMIC NOZZLES




Argon Arc Nozzle - AB



Tranz Tig Nozzle / Clear Tig Cups



Ceramic Pins



MANUAL & ROBOTIC MIG WELDING TORCHES & SPARES



N-15



N-15FE



N24



N25



QTB-200A



QTB-350A



QTB-500A



QTB-600A




PSF Torches



TRM501
(for over-arm robots)



TRM352(P)
(for through-arm robots)



PLASMA TORCH AND PARTS



**BW P-80
BW P-80P**
Air cooled plasma
cutting torch



**BW A141
BW A141P**
Air cooled plasma
cutting torch



YGX200



YGX160



Plasma Torch Spares



**Suitable
For
Kjellberg®**

ROBOTIC TORCH CLEANING STATIONS



SC220A SE

MISATU MAKE ISI MARKED/ GCE MAKE AS PER EN STANDARDS

Misatu



**M' Series Single
Stage Compressed
Gas Regulators**



**D' Series Double
Stage Compressed
Gas Regulators**



**M' Series Single
Stage Single Gauge
LPG Regulator**




**High Flow Carbon
Dioxide Gas Preheater
for Manifold**



SSM Series Single Stage Stainless Steel Regulators



MF Series Single Stage Compressed Gas Regulators



Misatu Cylinder Manifold



HD' Series High Pressure Double Stage Compressed Gas Regulators



P' Series High Pressure Balance Poppet Piston Type Regulator



Misatu Gas Pre Heater CO2 & Nitrous Oxide



Misatu Regulator With Flowmeter & Heater



Misatu Combined Regulator & Flowmeter



Misatu Compressed Gas Regulator

GCE



GCE Single Stage Cylinder Regulator



GCE Double Stage Regulator



Laser Regulator For Nitrogen



Laser Regulator For Nitrogen



Laser Regulator For Oxygen



Laser Regulator For Oxygen



Line Regulator For CNC Cutting



Panel Regulator

HEATING TORCH



Oxy acetylene heating torch

FLASHBACK ARRESTER



The GCE SAFE-GUARD-2 / MV93 range of basic flashback arrestors are available for connecting to regulators, hose lines and to torches.



The GCE SAFE-GUARD-3 for regulator mounting contains multiple safety functions for protection of cylinder regulators, tapping points and distribution lines.

NDT CHEMICALS



**PMC Flawcheck
Solvent Base Penetrant**



Leather PPEs

STAINLESS STEEL WELD CLEANING POLISHING AND MARKING MACHINE



Clinox Line X2 Evolution

Discover the X2 weld cleaning machine gentle when you need, powerful as you want.

X-Brush Range of Stainless Steel Weld Cleaning & Polishing Machine



nitty-gritty

MAKE IT SHINE

Welding for Building Nation

MEHTA SANGHVI & COMPANY

We also offer



INOX MARK



MULTI MARK



DEOX & FIT



PICK & CLEAN



**PASSI TEST
PLUS**



INOX TEST



PRINTER

SURFACE TREATMENT CHEMICALS



**CalGuard
Anti-Spatter Spray**



**S-Weld Brite
Wash**



Weldbrite



**S-Weld
Passivator Gel**



**S-Weld SPS
Pickling Spray**



**S-Weld
Passivator**



**Brite
Clean**



**Silver Zinc
Guard**



Albright



Weldcool



Electro-Chem

WELDING FUME EXTRACTION & FILTRATION SYSTEM



Profimaster



**Profimaster
dual arm**



**SmartMaster
Extraction
Filter Unit**


WELDING AUTOMATION



**Micro Circular
Welder**



**Micro Linear
Welder**



**Circular
Welder**



**Orbital
Welder**



**Flexi Hose
Welder**



N FIT-UP



Profile Welder



Racking Beam Welder



Cylinder Welder



Weld Table Elements

WELDING ACCESSORIES

Electrode Holder



EHC60



EHEC60



EHSK40



EHSMN40



EHPF50



EHSS40

Cable Connector



CCD1025M



CCD1025F



CCD3550M



CCD3550F



CCD7095M



CCD7095F



CC95120HM



CC95120HF



CCLC40HDM



CCLC40HDF

Panel Socket

Lug type machine panel socket



MC1025F



MC3550F



MC7095F



MC1025L



MC3550L



MC7095M



MC3550L



CCA35538E



MC27095L

Earth Clamp



ECCR40



ECGM40C



ECTWC50



ECSTD60



ECR10002



ECR1500G80



ECR1500406

Magnetic Earth Clamp

Gouging Torch



ECM60R



ECMAG20



ECMAG50



GTK4



GTK5

Chipping Hammer

Head Screen



CHSHHE



CHSSL



CHWBAS



WHTL314414





WHFL2414







WHADCV



Wire Brush



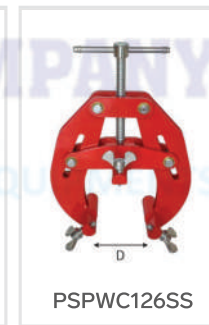
Welding Curtain



Welding Blankets



Pipe Stand



Welding Pipe Clamp

Cylinder Trolley



Miscellaneous Welding Products



Welding Gauges



MIWG8



MIWG11



MIIMT

Magnetic Position Holders



MIMPH25



MIMPH3



MIMPH35



MIMPH5

Electrode Drying Ovens



EO10SET2



EO10SDT4



EO100DT3



EO250DT4

Fluxdrying Oven



EOFLUX130DT4



EOFLUX260DT4

MIG TIG Welding Wires



Stainless Steel
MIG/ TIG Wires



Aluminium MIG/TIG
Wires



Co2 MIG Wire/ 70S2
TIG Wire/80SB2/ 90SB3

MEHTA SANGHVI & COMPANY

Welding for Building Nation

MSC MAKE CUTTING, BEVELLING, WELDING EQUIPMENTS

Sales & Services

Industrial Unit No. 21, Ground Floor,
Gokul Industrial Estate Premises,
Co-op Society Ltd. Plot No. 150, Marol,
M.V. Road, Andheri (E), Mumbai - 400059

Contact:

+91-98201 27614 | +91-91677 30012 | +91-91677 32208 | +91-97696 27614

Mail:

mehtasanghvi.k@gmail.com

Website:

www.mehtasanghvi.com | www.orbitalweldingandcutting.com | www.weldingaccessoriesindia.com